



## Opening a Whole New World: FAAC Swing Gate Systems



## Model 750

The Model 750 is designed for in-ground installation in residential applications. Its power and invisibility make the 750 ideal for large, ornate gates.

- Swing Gate Operators
- Slide Gate Operators
- Barrier Gate Operators
- Accessories

# FAAC USA

An ISO 9001 Certified Company

FAAC is the world's largest specialized manufacturer of gate operating equipment.

UL 325  
COMPLIANT  
CSI # 02820 -  
Gate Operators

## Model 750

"Invisible"

# Swing Gate Operator

**UL 325  
COMPLIANT**  
CSI # 02820 -  
Gate Operators

The Model 750 hydraulic swing gate operator is designed specifically for underground installation in residential applications. Because of its power and invisibility, the 750 is ideal for large, ornamental gates.

Hydraulic swing gate operators are inherently safer than other types of operators because they have fewer "pinch points." In addition, the FAAC 750 operator is equipped with a hydraulic bypass valve for extra entrapment protection and a manual release that allows you to operate your gate if there is a power failure. A battery back-up unit is also available.

The 750 hydraulic system can hydraulically lock your gate in the opened and/or closed positions. Your gate system can also be set up to provide special options including "gate-safe" or "gate-secure" configurations:

- Gate-safe: during power outages, a magnetic lock releases a closed gate to permit emergency access.
- Gate-secure: during power outages, an electric lock keeps a closed gate locked.

The 750 allows your gate to open to the inside or to the outside. The versatile FAAC control panel allows for six operating modes including garage-door-like operation and a new HOLD OPEN function.

NOTE: To guarantee the safety and efficiency of its equipment, FAAC strongly recommends that qualified personnel test the safety system on an annual basis, as well as maintain the overall hydraulic or mechanical system.

### Model 750 Kits include:

- One or two pump motor assemblies
- One or two drive units with metal enclosure and top
- One or two 33 ft lengths of flex hose & one or two connector kits
- One or two foundation plates
- One 455 D control panel
- One 14 x 16 in. weather resistant UL Listed fiberglass enclosure
- Two photobeam sets for opening and closing reversing devices
- One plug-in radio receiver
- Two radio transmitters
- 115 VAC receptacle for accessories (5 amp max.)
- ON/OFF switch controlling power to control panel, accessories and plug outlet
- Large pre-wired terminals for easy wiring to control panel
- Test button
- Two or four warning signs

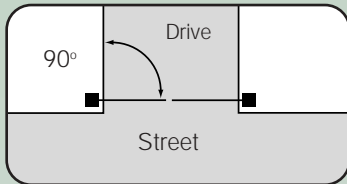
NOTE: FAAC packages their operators to be fully UL-325 compliant, right out of the box, which means there's no need to purchase any additional peripherals.



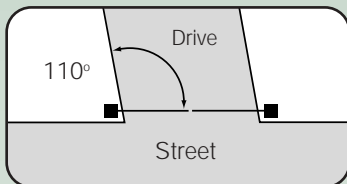
A convenient manual release is standard on all models.

## How many degrees of swing are required?

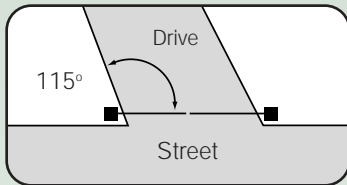
- One FAAC gate operator (Model 750) can swing a gate up to 180°.
- All models of FAAC operators can swing a gate at least 90°.
- Openings which require swings greater than 90° will need certain FAAC operator models.
- The swing of an operator applies equally to inward or outward swinging gates.



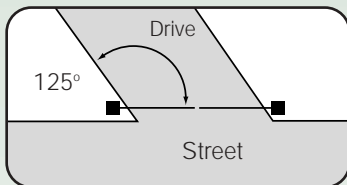
All FAAC operators:  
Models 412, 402, 422, 400,  
750, 760



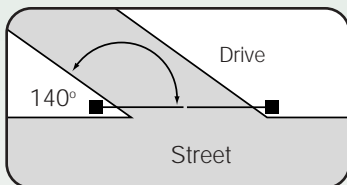
Models 412, 400, 750, 760.



Models 400, 750, 760.



Models 400 EG  
(extended geometry),  
750, 760.



Models 750 (up to 180°),  
760 (up to 148°  
with "soft stop")

## Specifications

Parameter	Model 750
Application	Residential, light commercial (ideal for ornamental gates) single leaf or bi-parting gate (vehicles only, not for pedestrian use)
Cycles per hour	30
Maximum gate swing	110 degrees or 180 degrees
90 degree opening time	12 seconds
Maximum weight per gate leaf	up to 1760 pounds (800 kg)
Maximum length per gate leaf	Standard leaf: 8 feet (2.4 m) Longer leaf: 13 feet (4 m)
Approx. operating temperature range	-33°F to 165°F (-36°C to 74°C) (For extreme temperature conditions, arctic grade fluid is available upon request)
Hydraulic locking	Standard leaf: Available in opened and/or closed positions Longer leaf: Not available
Voltage	115 VAC (1.5 A) or 230 VAC (1 A)
Physical dimensions (not including shaft)	
Length	15.75 in. (40 cm)
Width	7.88 in. (20 cm)
Depth	4.88 in. (12.4 cm)

**Note:** Operator specifications are approximate. Environmental factors can change the performance of the operator. Your installer will advise you regarding which model of operator will work best for your site and application.

## Speed and leaf length

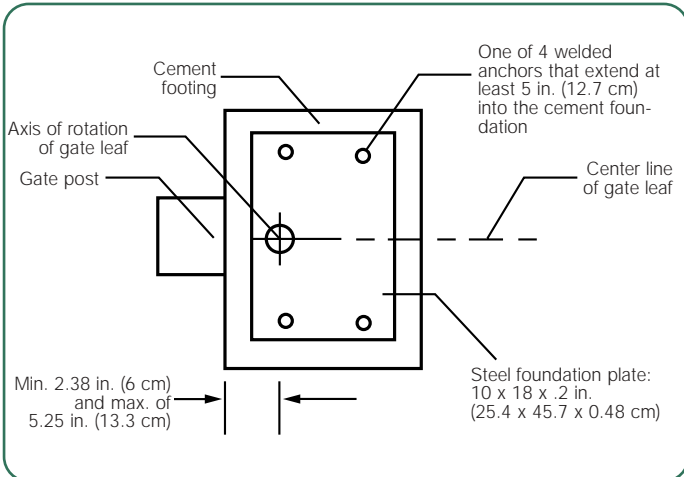
Some thought should be given to the speed at which the gate will travel. The longer the gate leaf, the faster the traveling edge must move to clear an area in a given amount of time.

A speed of 40 feet/minute (12.2 meters/minute) is a "bench mark" velocity. It permits efficient operation while limiting the energy in the moving gate leaf. The lower the energy, the less chance of damage to property or injury to people in the event of accidental contact with the moving gate.

Examples illustrating the relationship between operator speed, gate leaf length, and the velocity of the leaf's traveling edge

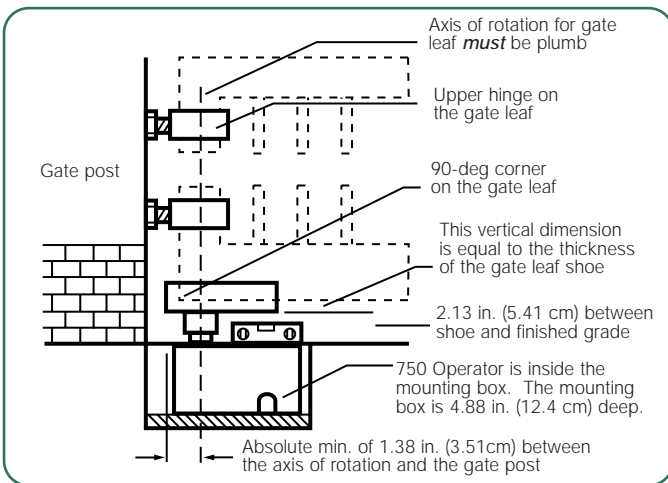
Speed options available (time needed to swing a gate 90°)	EXAMPLE: Velocity of the traveling edge of an 8 ft (2.4 m) leaf [in feet/m and (meters/m)]	Longest leaf which can be used if the velocity of the traveling edge is not to exceed 40 fpm (12.2 mpm)
6 sec.	126 fpm (38 mpm)	2.5 ft (0.8 m)
12 sec.	63 fpm (19 mpm)	5 ft (1.5 m)
15 sec.	50 fpm (15 mpm)	6 ft (1.9 m)
17 sec.	44 fpm (14 mpm)	7.5 ft (2.3 m)
23 sec.	33 fpm (10 mpm)	10 ft (3 m)

# Model 750 Mounting Geometry

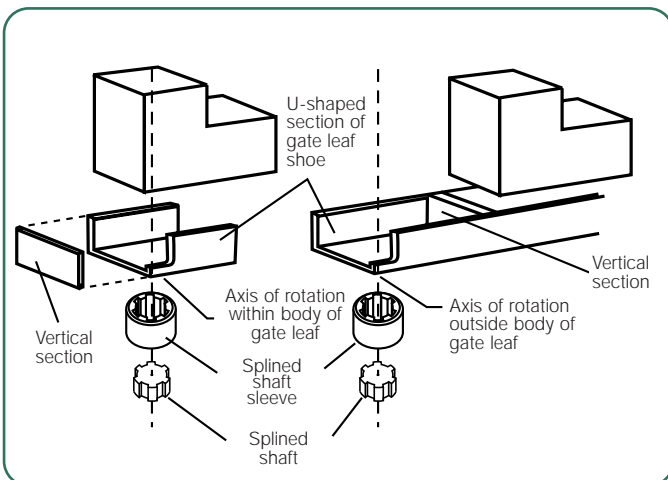


Recommended Dimensions for the Concrete Footing and Foundation Plate (top view)

**Note:** Insure that the cavity where the drive unit is located is well drained by means of pipes, gravel drainage, or both (whatever is appropriate for your soil conditions.)



Constraints on the Geometry of the Gate Leaf



Parts of the Gate Leaf Shoe

UL 325 Class Descriptions & FAAC Operators			
Class	FAAC Models	Duty Cycle	Typical Use
Class 1	400, 412, 402, 422, 750, 760, 620, 640, 885	Limited duty	•Home use •Small apartment building, up to 4 units per building, limited public access
Class 2	400, 620, 640, 885	Continuous duty	•Apartment buildings •Open public access
Class 3	400, 620, 640, 885	Continuous Duty	•No public access
Class 4	620, 640, 885	Continuous Duty	•Prison related security

## Duty Cycle

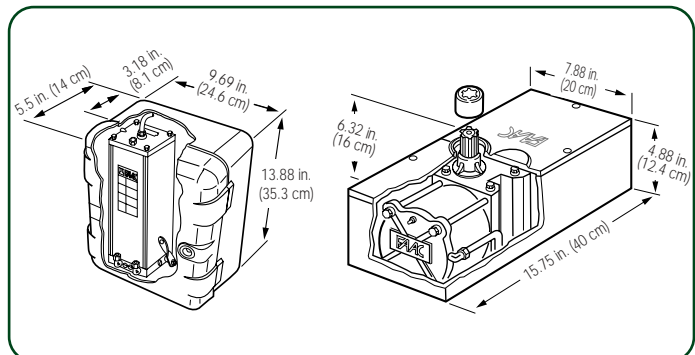
The duty cycle achieved by a swing gate operator in terms of "operations per hour" is, in large part, a function of the installation. For example, an operator swinging a leaf through 125° will be able to complete fewer operations per hour than the same operator swinging only 90°.

The duty cycles listed below reflect performance at an ambient temperature of 72° F (22° C) and at normal voltages of 115 or 230 VAC. Changes in environmental conditions, voltage and gate condition will affect achievable duty cycle.

FAAC Operator Model	Cycles per hour
400	80
402	30
412	50
422	30
750	30
760	30



Model 455 D control panel shown in optional pre-wired, hinged, lockable enclosure



The 750 Pump Motor Assembly and enclosure, which is available with or without hydraulic locking

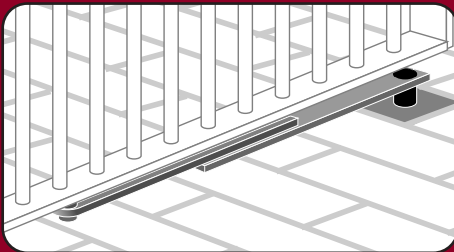
The 750 Drive Unit (with metal enclosure and top) is available in both a 110° swing or a 180° swing version

## Use FAAC to build a complete gate system



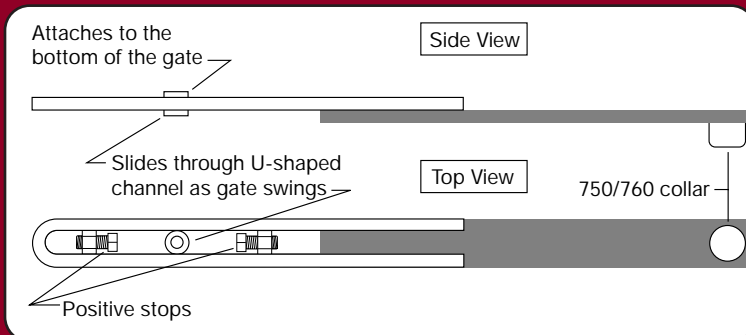
## Positive gate stops

Positive gate stops, which limit the travel of each gate leaf, are required in the opened and closed positions for all gate systems using FAAC operators.



Installation of Model 750/760 Extension Arm

The latest version of the Model 750 extension arm now includes positive stops. Call FAAC for details.



## All Model 750 kits include a Model 455 D Control panel.

features include:

- One 455 D operates single leaf or bi-parting gates
- Easy interconnection of loop detectors, photobeams, etc. to reverse a gate if an obstacle is sensed
- Easy interconnection of actuating devices like remote control radios, key pads and telephone entry systems
- Selectable logics:
  - A (automatic): The gate opens on command and automatically closes after a pause phase. A second command on opening is ignored; a second command during the pause phase interrupts the pause time; a second command during closing reopens the gate. A maintained open command will hold the gate open.
  - S (security): The security mode is like A logic except that a second signal during opening immediately closes the gate.
  - E (semi-automatic): Garage-door-like operation. This mode requires a signal to open and a signal to close. A second signal during opening or closing causes the gate to stop. A third signal then closes the gate.
  - EP (semi-automatic): Similar to E logic, but second signal stops gate, third signal reverses gate.
  - B (manned): Designed for guard station use and requires a 3-button switch (pulsed) to open, close and stop the gate.
  - C (manned and constant): Similar to B logic, but 3-button switch requires constant pressure on each button.



FAAC's U.S. headquarters in Cheyenne, Wyoming



Founded in 1965, FAAC has risen to become the world's largest specialized manufacturer of automated operators for swing, slide and barrier gate systems.

International company headquarters, research & development and primary production facilities are located in Bologna, Italy. Dublin, Ireland is the site of FAAC's research, design and production facility for electronic controls including photocells, radio controls and code opening systems.

**HEADQUARTERS**  
Bologna, Italy

**RESEARCH & DEVELOPMENT**  
Bologna, Italy  
Dublin, Ireland

**PRODUCTION FACILITIES**  
Bologna, Italy

**SUBSIDIARY OFFICES**  
Wals-Siezenheim, Austria  
Corbas-Lyon, France  
Freilassing, Germany  
Alcobendas-Madrid, Spain  
Illnau, Switzerland  
Basingstoke, Hampshire, U.K.  
Cheyenne, Wyoming, U.S.A.



FAAC International, Inc.  
303 Lexington Avenue  
Cheyenne, WY 82007  
1-800-221-8278  
Fax: (307) 632-8148  
Web: [www.faacusa.com](http://www.faacusa.com)

