



Opening a Whole New World: FAAC Swing Gate Systems



Model 760

The Model 760 is designed for in-ground installation in residential applications. Its power, total invisibility and "slow-down" feature make the 760 ideal for large, ornate gates.

- Swing Gate Operators
- Slide Gate Operators
- Barrier Gate Operators
- Accessories

FAAC USA

An ISO 9001 Certified Company

FAAC is the world's largest specialized manufacturer of gate operating equipment.

UL 325
COMPLIANT
CSI # 02820 -
Gate Operators

Model 760 "Invisible" Swing Gate Operator

**UL 325
COMPLIANT**
CSI # 02820 -
Gate Operators

The Model 760 hydraulic swing gate operator is designed specifically for underground installation in residential applications. Because of its power and invisibility, the 760 is ideal for large, ornamental gates.

Hydraulic swing gate operators are inherently safer than other types of operators because they have fewer "pinch points." In addition, the FAAC 760 operator is equipped with a hydraulic bypass valve for extra entrapment protection and a manual release that allows you to operate your gate if there is a power failure. A battery back-up unit is also available.

The 760 hydraulic system can hydraulically lock your gate in the opened and/or closed positions. Your gate system can also be set up to provide special options including "gate-safe" or "gate-secure" configurations:

- Gate-safe: during power outages, a magnetic lock releases a closed gate to permit emergency access.

- Gate-secure: during power outages, an electric lock keeps a closed gate locked.

The 760 allows your gate to open to the inside or to the outside. The versatile FAAC control panel allows for six operating modes including garage-door-like operation and a new HOLD OPEN function.

The Model 760 includes the special feature of having both the power and pump units located underground. This integrated system results in simplified installation and maintenance, plus allows you to operate the manual release from inside or outside the gate. The 760 also comes with a "soft stop" feature which slows down the gate leaf at the end of travel.

NOTE: To guarantee the safety and efficiency of its equipment, FAAC strongly recommends that qualified personnel test the safety system on an annual basis, as well as maintain the overall hydraulic or mechanical system.

Model 760 UL 325 packaged kits include:

- One or two drive-pump units
- One or two load bearing boxes
- One or two keyed manual releases (CBAC versions only)
- One 455 D control panel
- One 14 x 16 in. weather resistant UL Listed fiberglass enclosure
- Two photobeam sets for opening and closing reversing devices
- One or two manual release keys
- One plug-in radio receiver
- Two radio transmitters
- 115 VAC receptacle for accessories (5 amp max.)
- ON/OFF switch controlling power to control panel, accessories and plug outlet
- Large pre-wired terminals for easy wiring to control panel
- Test button
- Two or four warning signs

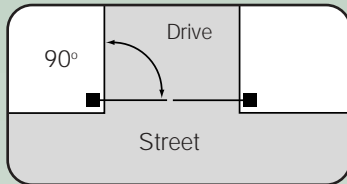
NOTE: FAAC packages their operators to be fully UL-325 compliant, right out of the box, which means there's no need to purchase any additional peripherals.



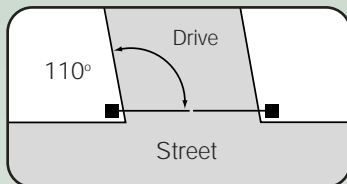
A convenient manual release is standard on all models.

How many degrees of swing are required?

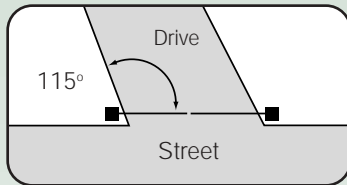
- One FAAC gate operator (Model 750) can swing a gate up to 180°.
- All models of FAAC operators can swing a gate at least 90°.
- Openings which require swings greater than 90° will need certain FAAC operator models.
- The swing of an operator applies equally to inward or outward swinging gates.



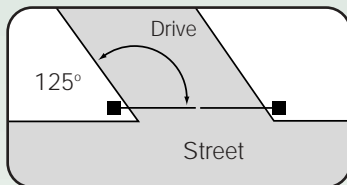
All FAAC operators:
Models 412, 402, 422, 400,
750, 760



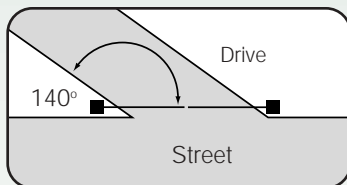
Models 412, 400, 750, 760.



Models 400, 750, 760.



Models 400 EG
(extended geometry),
750, 760.



Models 750 (up to 180°),
760 (up to 148°
with "soft stop")

Specifications

Parameter	Model 760
Application	Residential, light commercial (ideal for ornamental gates) single leaf or bi-parting gate (vehicles only, not for pedestrian use)
Cycles per hour	30
Maximum gate swing	148 degrees
90 degree opening time	Standard leaf: 12 seconds Longer leaf: 12 seconds Extra long leaf: 17 seconds
Maximum weight per gate leaf	up to 1760 pounds (800 kg)
Maximum length per gate leaf	Standard leaf: 8 feet (2.4 m) Longer leaf: 10 feet (3 m) Extra long leaf: 13 feet (4 m)
Approx. operating temperature range	-33°F to 165°F (-36°C to 74°C) (For extreme temperature conditions, arctic grade fluid is available upon request)
Hydraulic locking	Standard leaf: Available in opened and/or closed positions Longer leaf: Not available Extra long leaf: Not available
Voltage	115 VAC (2.5 A) or 230 VAC (1.5 A)
Physical dimensions (not including shaft)	
Length	19 1/4 in.
Width	10 1/4 in.
Depth	6 1/4 in.

Note: Operator specifications are approximate. Environmental factors can change the performance of the operator. Your installer will advise you regarding which model of operator will work best for your site and application.

Speed and leaf length

Some thought should be given to the speed at which the gate will travel. The longer the gate leaf, the faster the traveling edge must move to clear an area in a given amount of time.

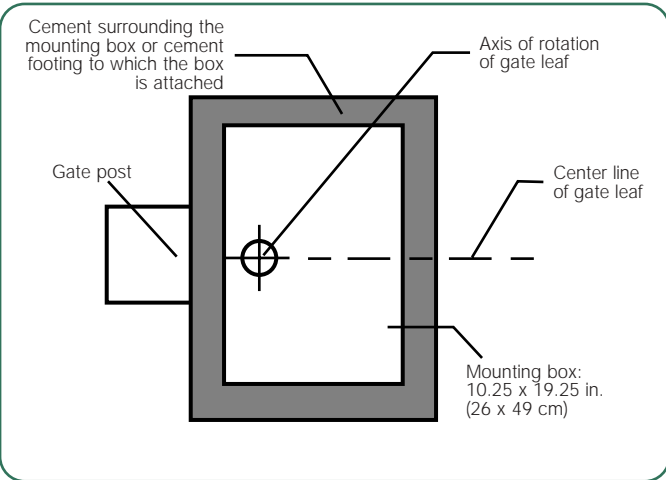
A speed of 40 feet/minute (12.2 meters/minute) is a "bench mark" velocity. It permits efficient operation while limiting the energy in the moving gate leaf. The lower the energy, the less chance of damage to property or injury to people in the event of accidental contact with the moving gate.

Examples illustrating the relationship between operator speed, gate leaf length, and the velocity of the leaf's traveling edge

Speed options available (time needed to swing a gate 90°)	EXAMPLE: Velocity of the traveling edge of an 8 ft (2.4 m) leaf [in feet/m and (meters/m)]	Longest leaf which can be used if the velocity of the traveling edge is not to exceed 40 fpm (12.2 mpm)
6 sec.	126 fpm (38 mpm)	2.5 ft (0.8 m)
12 sec.	63 fpm (19 mpm)	5 ft (1.5 m)
15 sec.	50 fpm (15 mpm)	6 ft (1.9 m)
17 sec.	44 fpm (14 mpm)	7.5 ft (2.3 m)
23 sec.	33 fpm (10 mpm)	10 ft (3 m)

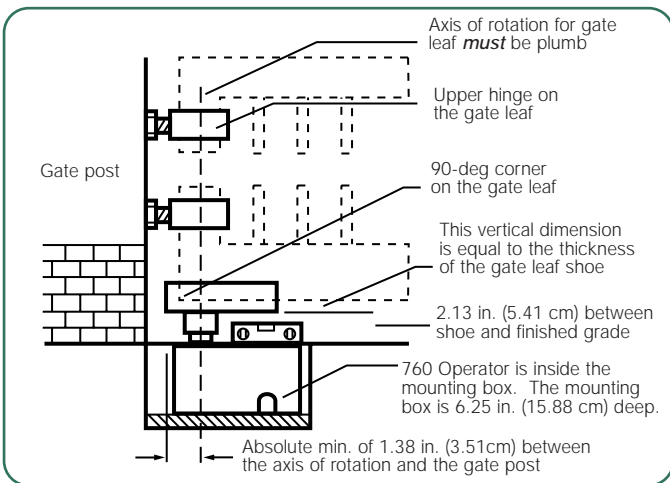
Model 760 Mounting Geometry

UL 325 Class Descriptions & FAAC Operators			
Class	FAAC Models	Duty Cycle	Typical Use
Class 1	Residential vehicular gate operator 400, 412, 402 422, 750, 760 620, 640, 885	Limited duty	•Home use •Small apartment building, up to 4 units per building, limited public access
Class 2	Commercial/General access vehicular gate operator 400, 620, 640 885	Continuous duty	•Apartment buildings •Open public access
Class 3	Industrial/Limited access vehicular gate operator 400, 620, 640 885	Continuous Duty	•No public access
Class 4	Restricted Access vehicular gate operator 620, 640, 885	Continuous Duty	•Prison related security

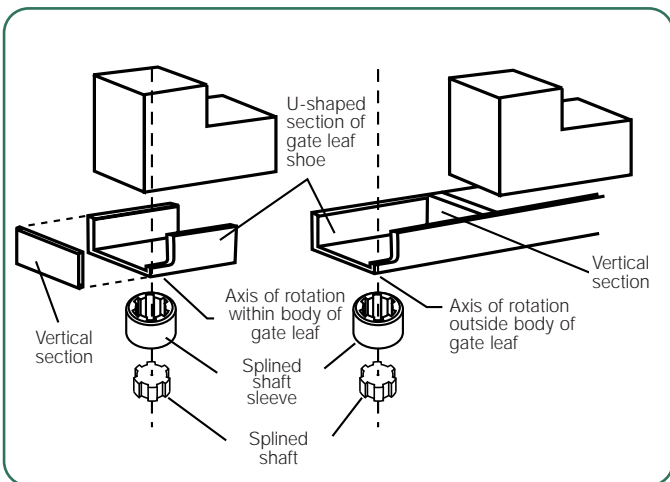


Orientation of the Mounting Box and Concrete when securing the Mounting Box

Note: Insure that the mounting box is well drained by means of pipes (one of the access holes in the mounting box can be used for a drainage pipe), gravel drainage, or both, whatever is appropriate for your soil conditions.



Constraints on the Geometry of the Gate Leaf



Parts of the Gate Leaf Shoe

Duty Cycle

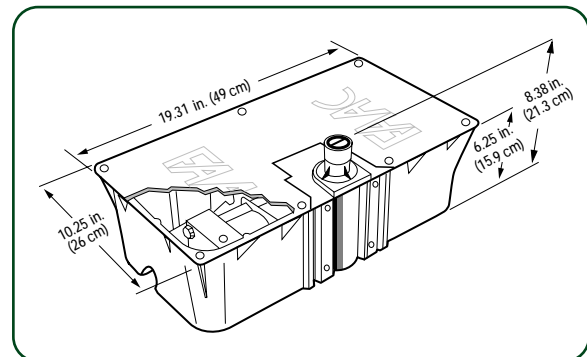
The duty cycle achieved by a swing gate operator in terms of "operations per hour" is, in large part, a function of the installation. For example, an operator swinging a leaf through 125° will be able to complete fewer operations per hour than the same operator swinging only 90°.

The duty cycles listed below reflect performance at an ambient temperature of 72° F (22° C) and at normal voltages of 115 or 230 VAC. Changes in environmental conditions, voltage and gate condition will affect achievable duty cycle.

FAAC Operator Model	Cycles per hour
400	80
402	30
412	50
422	30
750	30
760	30

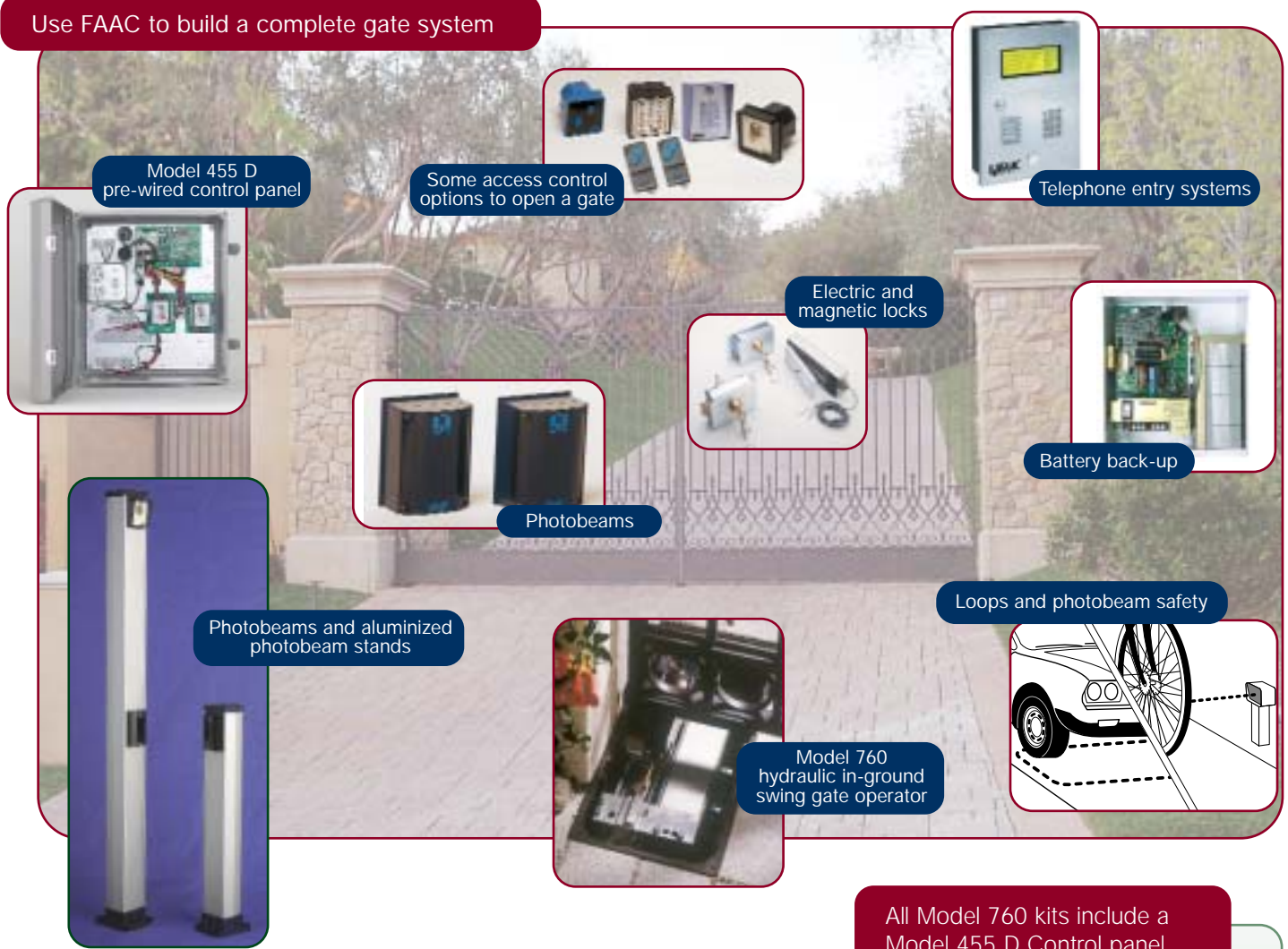


Model 455 D control panel shown in optional pre-wired hinged, lockable enclosure



The 760 Drive Unit and Pump Motor Assembly and enclosure dimensions

Use FAAC to build a complete gate system



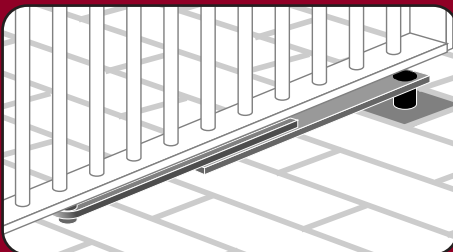
All Model 760 kits include a Model 455 D Control panel.

features include:

- One 455 D operates single leaf or bi-parting gates
- Easy interconnection of loop detectors, photobeams, etc. to reverse a gate if an obstacle is sensed
- Easy interconnection of actuating devices like remote control radios, key pads and telephone entry systems
- Selectable logics:
 - A (automatic): The gate opens on signal and automatically closes after a pause phase. A second signal on opening is ignored; a second signal during the pause phase causes the gate to close immediately; a second signal during closing reopens the gate.
 - S (security): The security mode is like A logic except that a second signal during opening immediately closes the gate.
 - E (semi-automatic): Garage-door-like operation. This mode requires a signal to open and a signal to close. A second signal during opening or closing causes the gate to stop. A third signal then closes the gate.
 - EP (semi-automatic): Similar to E logic, but second signal stops gate, third signal reverses gate.
 - B (manned): Designed for guard station use and requires a 3-button switch (pulsed) to open, close and stop the gate.
 - C (manned and constant): Similar to B logic, but 3-button switch requires constant pressure on each button.

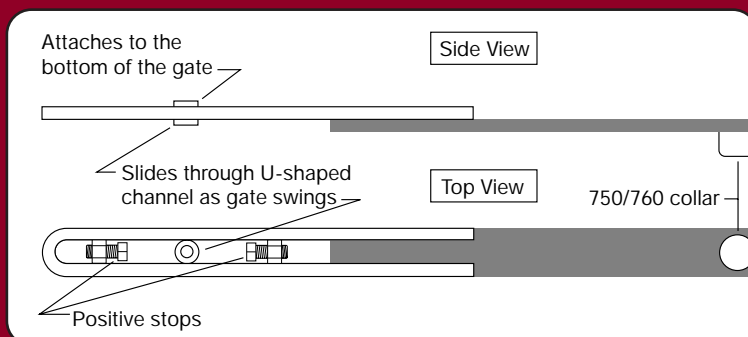
Positive gate stops

Positive gate stops, which limit the travel of each gate leaf, are required in the opened and closed positions for all gate systems using FAAC operators.



Installation of Model 750/760 Extension Arm

The latest version of the Model 760 extension arm now includes positive stops. Call FAAC for details.





FAAC's U.S. headquarters in Cheyenne, Wyoming



Founded in 1965, FAAC has risen to become the world's largest specialized manufacturer of automated operators for swing, slide and barrier gate systems.

International company headquarters, research & development and primary production facilities are located in Bologna, Italy. Dublin, Ireland is the site of FAAC's research, design and production facility for electronic controls including photocells, radio controls and code opening systems.

HEADQUARTERS
Bologna, Italy

RESEARCH & DEVELOPMENT
Bologna, Italy
Dublin, Ireland

PRODUCTION FACILITIES
Bologna, Italy

SUBSIDIARY OFFICES
Wals-Siezenheim, Austria
Corbas-Lyon, France
Freilassing, Germany
Alcobendas-Madrid, Spain
Illnau, Switzerland
Basingstoke, Hampshire, U.K.
Cheyenne, Wyoming, U.S.A.



FAAC International, Inc.
303 Lexington Avenue
Cheyenne, WY 82007
1-800-221-8278
Fax: (307) 632-8148
Web: www.faacusa.com

