

**NOTE:**

The following accessories are specific to slide operators only.

Other accessories that work with all types of FAAC operators, such as safety devices, access control systems, etc., are listed in the General Accessories Catalog

# **Slide Accessories**

# Slide Gate Accessories

---

## 1. Chain

The chains we sell work with any of our FAAC Slide Gate operators. We offer #40 nickel plated chain and #40 stainless steel chain. You receive two master links with each length of chain you order.

### Nickel Chain

<b>SHIPPING WEIGHT</b>	<b>.5 lb/ft (.2 kg)</b>
<b>PART NUMBER</b>	<b>2000</b>

### Stainless Steel Chain

<b>SHIPPING WEIGHT</b>	<b>.5 lb/ft (.2 kg)</b>
<b>PART NUMBER</b>	<b>2002</b>

## 2. Chain-to-Gate Mounting Hardware

The hardware needed to attach the two ends of chain to the gate. Includes 2 mounting brackets, 2 tension bolts and 2 master links.

### With nickel plated chain master links

<b>SHIPPING WEIGHT</b>	<b>5 lb (2.3 kg)</b>
<b>PART NUMBER</b>	<b>CTG01*</b>

### With stainless steel chain master links

<b>SHIPPING WEIGHT</b>	<b>5 lb (2.3 kg)</b>
<b>PART NUMBER</b>	<b>CTGS1*</b>

## 3. Gear Rack

The galvanized steel rack section measures 3.28 ft (1 m) long and works with any of our FAAC Slide Gate Operators. Supplied with rack-to-gate hardware.

<b>SHIPPING WEIGHT</b>	<b>6 lb per section (2.7 kg)</b>
<b>PART NUMBER</b>	<b>719323</b>

\* Measurements and weights stated in this Price List are approximate. For exact specifications, please refer to the Installation Manual or contact our technical department at 1-800-221-8278.

# Slide Gate Accessories

---

## 4. Locking Cap (for use with 820/860 operators)

The locking cap provides extra security for the manual release lever receptacle in order to safeguard the manual release mechanism. 820/860 operators

<b>SHIPPING WEIGHT</b>	<b>1 lb (.5 kg)</b>
<b>PART NUMBER</b>	<b>418746</b>

## 5. Remote Manual Release Lever

(for use with 820/860 operators)

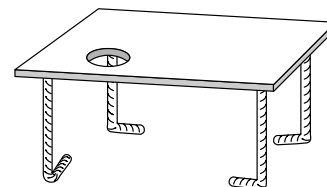
The alternate lever for the manual release mechanism is useful in applications where the manual release mechanism cannot be easily reached. The remote lever has holes for chain or cabling on each end.

<b>SHIPPING WEIGHT</b>	<b>1 LB (.5 KG)</b>
<b>PART NUMBER</b>	<b>713005</b>

## 6. 746/844 Foundation Plate (for ground level mounting)

The foundation plate for the 746 or 844 Operator measures 6 x 10.5 in. and has rebar anchors to be set in the concrete pad.

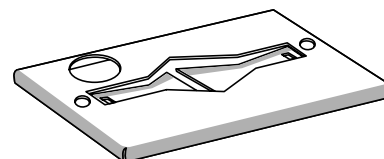
<b>SHIPPING WEIGHT</b>	<b>6 lb (2.7 kg)</b>
<b>PART NUMBER</b>	<b>2278</b>



## 7. 820/860 Foundation Plate (for ground level mounting)

The foundation plate measures 9.25 x 6.5 in. and has mounting feet that unfold and extend into your concrete pad. A hole for electrical conduit is predrilled in the plate.

<b>SHIPPING WEIGHT</b>	<b>3 lb (1.4 kg)</b>
<b>PART NUMBER</b>	<b>423002</b>

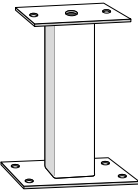


\* Measurements and weights stated in this Price List are approximate. For exact specifications, please refer to the Installation Manual or contact our technical department at 1-800-221-8278.

# Slide Gate Accessories

## 8. Mounting Pedestal (for elevated mounting of models 746, 844, 820 and 860)

The 18 in. high galvanized mounting pedestal is for FAAC slide gate operators listed above.




SHIPPING WEIGHT	21 lb (9.5 kg)
PART NUMBER	2411

## 9. Model 885 Mounting Pedestal

The 18 in. high galvanized mounting pedestal is for FAAC slide gate model 885.

SHIPPING WEIGHT	62 lb (28.1 kg)
PART NUMBER	2412



## INSTALLATION KITS

### 10. Slide Installation Kit (models 746, 844, 820, 860) with Pedestal for Chain Drive Operators

- 1 30 ft (9.14 m) nickel plated chain (stainless steel chain also available)
- 1 Mounting pedestal
- 1 8 in. x 10 in. x 5.5 in. (20 x 25 x 14 cm) NEMA 4 fiberglass enclosure with backplate and power switch
- 1 Hardware set for enclosure-to-pedestal attachment
- 2 Sets of conduit and connectors for connecting enclosure to operator
- 2 Caution signs

with nickel plated chain

SHIPPING WEIGHT	50 lb (22.7 kg)
PART NUMBER	3501*

with stainless steel chain

SHIPPING WEIGHT	50 lb (22.7 kg)
PART NUMBER	35S1*

*Note: Installation kits, when not purchased with an 820 CD or 860 CD, are shipped as disassembled components. All kits in this section require assembly.*

*The installation kit you order for your FAAC slide gate installation depends on the following:*

- Does your FAAC Slide Gate Operator have a chain or rack & pinion drive? Be sure to refer to the proper kit description below for your operator.
- If your operator has a rack & pinion drive, do you want a pedestal or foundation plate? Refer to the proper kit description below for your installation.

# Slide Gate Accessories

---

## 11. Slide Installation Kit (models 746, 844, 820, 860) with Pedestal for Rack & Pinion Drive Operators

- 1 23 ft (7 m) gear rack
- 1 Mounting pedestal
- 1 8 in. x 10 in. x 5.5 in. (20 x 25 x 14 cm) NEMA 4 fiberglass enclosure with backplate and power switch
- 1 Hardware set for enclosure-to-pedestal attachment
- 2 Sets of conduit and connectors for connecting enclosure to operator
- 2 Caution signs

<b>SHIPPING WEIGHT</b>	<b>63 lb (28.6 kg)</b>
<b>PART NUMBER</b>	<b>3503*</b>

## 12. 746/844 Installation Kit with Foundation Plate for Rack & Pinion Drive Operators

- 1 23 ft (7 m) gear rack
- 1 Foundation plate
- 1 8 in. x 10 in. x 5.5 in. (20 x 25 x 14 cm) NEMA 4 fiberglass enclosure with backplate and power switch
- Caution signs

<b>SHIPPING WEIGHT</b>	<b>53 lb (24 kg)</b>
<b>PART NUMBER</b>	<b>3512*</b>

## 13. 820/860 Installation Kit with Foundation Plate for Rack & Pinion Drive Operators

- 1 23 ft (7 m) gear rack
- 1 Foundation plate
- 1 8 in. x 10 in. x 5.5 in. (20 x 25 x 14 cm) NEMA 4 fiberglass enclosure with backplate and power switch
- Caution signs

<b>SHIPPING WEIGHT</b>	<b>50lb (22.7 kg)</b>
<b>PART NUMBER</b>	<b>3505*</b>



\* Measurements and weights stated in this Price List are approximate. For exact specifications, please refer to the Installation Manual or contact our technical department at 1-800-221-8278.